



National Marine Manufacturers Association

nmma.org

# ECONOMIC SIGNIFICANCE OF RECREATIONAL BOATING IN MICHIGAN

## CONGRESSIONAL DISTRICT 10

Number of Recreational Boats*	59,350
Recreational Boating Industry Businesses	204
Total Jobs	5,421
Annual Recreational Boating-Related Spending	\$286.8 MILLION

TOTAL ANNUAL ECONOMIC IMPACT OF RECREATIONAL BOATING:



**\$680.5** MILLION



### RECREATIONAL BOATS IN MI-10

TOTAL BOATS\* 59,350

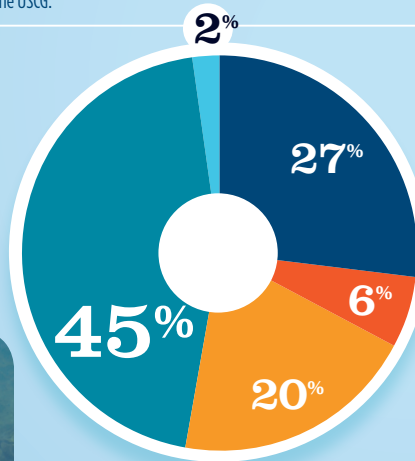
REGISTERED BOATS	59,350
Power boats	47,758
PWCs	10,107
Sailboats	1,376
Other Boats	109
HOUSEHOLDS PER BOAT	4.5



\* Total boats are registered boats as reported by states to the USCG.

### RECREATIONAL BOATING CREATES JOBS IN MI-10

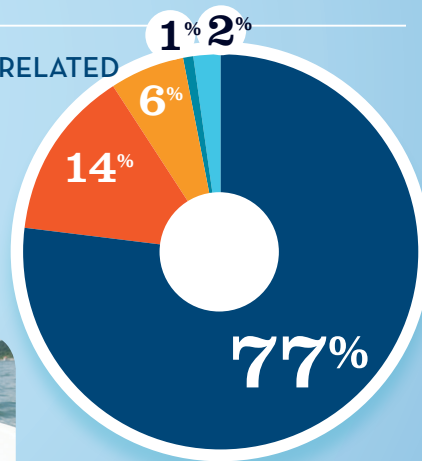
TOTAL BOATING JOBS	3,331
Boat Building	50
Motor / Engine Mfgr.	1,509
Accessory / Supplies Mfgr.	649
Dealers / Wholesalers	209
Boat Services	914



BOAT BUILDING  
MOTOR/ENG. MFGR.  
ACC./SUPPLIES MFGR.  
DLRS/WHOLESALERS  
BOAT SERVICES

### RECREATIONAL BOATING-RELATED BUSINESSES IN MI-10

TOTAL BUSINESSES	204
Boat Building	4
Motor / Engine Mfgr.	2
Accessory / Supplies Mfgr.	13
Dealers / Wholesalers	29
Boat Services	156

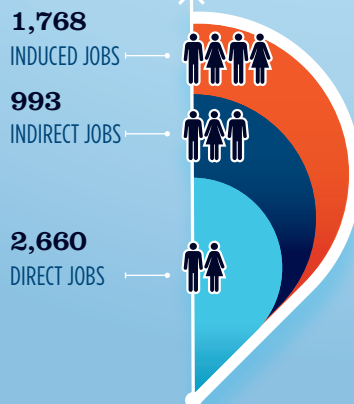


BOAT BUILDING  
MOTOR/ENG. MFGR.  
ACC./SUPPLIES MFGR.  
DLRS/WHOLESALERS  
BOAT SERVICES



### ESTIMATED JOBS IMPACT OF RECREATIONAL BOATING-RELATED SPENDING IN MI-10

EST. TOTAL JOBS	5,421
EST. TOTAL LABOR INCOME	\$224.7 MILLIONS
Est. Direct Income	\$92.0
Est. Indirect Income	\$55.3
Est. Induced Income	\$77.4



### RECREATIONAL BOATING INDUSTRY SALES IN MI-10

Boat Building	\$12.9 MILLION
Motor / Engine Mfgr.	\$887.3 MILLION
Accessory / Supplies Mfgr.	\$161.3 MILLION
<b>TOTAL MFGR. SALES</b>	<b>\$1,061.5 MILLION</b>
Dealers / Wholesalers	\$98.9 MILLION
Boat Services	\$208.1 MILLION
<b>TOTAL RETAIL &amp; SERVICES SALES</b>	<b>\$307.0 MILLION</b>

BOAT BUILDING  
MOTOR/ENG. MFGR.  
ACC./SUPPLIES MFGR.  
DLRS/WHOLESALERS  
BOAT SERVICES